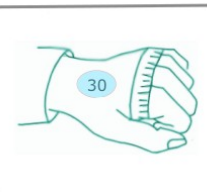
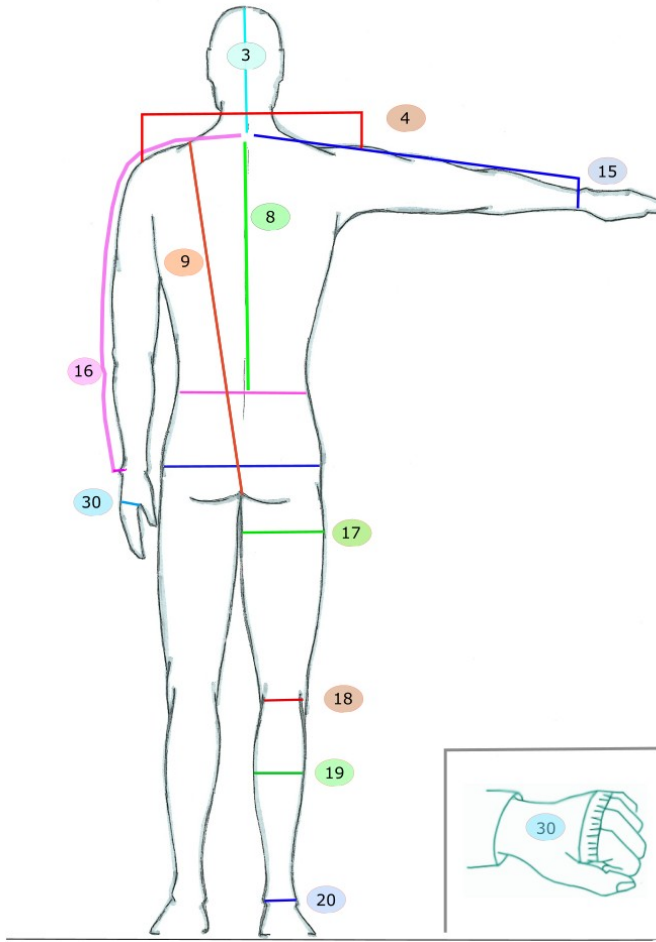
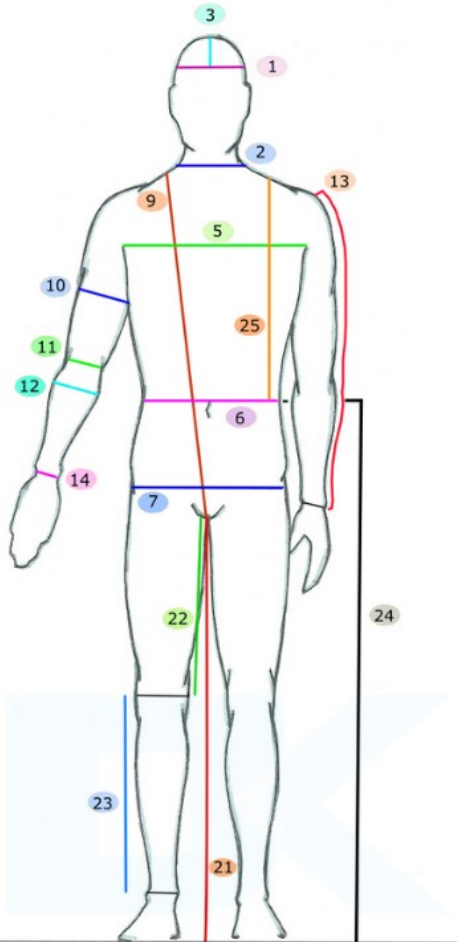


Name		Family name		Date
Street		City	Zip	State
Phone 1	Phone 2		E-mail	

<b>SUIT MODEL</b> <input type="checkbox"/> MAN <input type="checkbox"/> WOMAN <input type="checkbox"/> Voyager <input type="checkbox"/> Discovery <input type="checkbox"/> Tek <input type="checkbox"/> Tek Kevlar <input type="checkbox"/> Flexy <input type="checkbox"/> Flexy Kevlar	<b>ACCESORY/LOGO (Colour)</b> <input type="checkbox"/> Blu <input type="checkbox"/> Pink	<b>MAIN FABRIC (Colour)</b>	<b>OVERLAY (Option XP) if yes Colour?</b>	<b>THREAD (Colour)</b>
<b>DRY ZIP</b> <input type="checkbox"/> Metal <input type="checkbox"/> TIZIP	<b>SHOES</b> <input type="checkbox"/> Socks <input type="checkbox"/> Boot <input type="checkbox"/> Boot HD	<b>POCKET</b> Right    Left Standard <input type="checkbox"/> <input type="checkbox"/> Tek <input type="checkbox"/> <input type="checkbox"/> Tek Net <input type="checkbox"/> <input type="checkbox"/> Tek Sidemount <input type="checkbox"/> <input type="checkbox"/>	<b>HOOD</b> <input type="checkbox"/> Standard <input type="checkbox"/> 5 mm HD <input type="checkbox"/> Straigth <input type="checkbox"/> 7 mm HD <input type="checkbox"/> Collar <input type="checkbox"/> 7 mm HD	<b>NAME ON POCKET</b> Colour Name <input type="checkbox"/> Right <input type="checkbox"/> Left
<b>KNEE PROTECTION KEVLAR</b> <input type="checkbox"/> Yes <input type="checkbox"/> No	<b>ROCK BOOT</b> <input type="checkbox"/> Light <input type="checkbox"/> Heavy Duty (HD)	<b>ARMPIT PROTECTION</b> <input type="checkbox"/> Cordura <input type="checkbox"/> Kevlar	<b>BUTT REINFORCEMENT</b> <input type="checkbox"/> Cordura <input type="checkbox"/> Kevlar	<b>PEE VALVE</b> <input type="checkbox"/> Right <input type="checkbox"/> Left
<b>ELBOW PROTECTION</b> <input type="checkbox"/> Cordura <input type="checkbox"/> Kevlar	<b>NEOPRENE CROTCH PROTECTION</b> <input type="checkbox"/> Yes <input type="checkbox"/> No	<b>PREFORMED LEG (Cave Option)</b> <input type="checkbox"/> Yes <input type="checkbox"/> No	<b>DRY SUIT WER ABILITY</b> <input type="checkbox"/> <b>Light undergarment</b> Usually light pile or very tight (Polarbase, First Skin...) <input type="checkbox"/> <b>Medium undergarment</b> Usually 320 gr Padded or heavy pile (TRS 320...) <input type="checkbox"/> <b>Heavy undergarment</b> Usually 525 gr Padded (TRS 525...)	
<b>WRIST</b> <input type="checkbox"/> Interchangeable <input type="checkbox"/> Latex <input type="checkbox"/> Neoprene <input type="checkbox"/> _____	<b>NECK</b> <input type="checkbox"/> Interchangeable <input type="checkbox"/> Latex <input type="checkbox"/> Neoprene	<b>NOTE</b>		

**Please check the comparison chart in order to get the possible options for your choice**



**Measure in cm.**

1) Head circumference	
2) Neck circumference	
3) Front head to neck base	
4) Shoulder (measure between collarbone)	
5) Chest circumference	
6) Waist circumference	
7) Hip circumference	
8) From the base of the neck to the recess of waist	
9) Total crotch from front to back	
10) Biceps	
11) Elbow	
12) Forearm	
13) Arm length	
14) Wrist	
15) Arm length from head base to wrist	
16) Center / Back / Shoulder / Wrist	
17) Thigh	
18) Knee	
19) Calf	
20) Ankle circumference	
21) Length of the leg from the groin (crotch) to the ground	
22) Length from the groin (crotch) to knee	
23) Knee to Ankle	
24) Length from waist to floor	
25) Length neck/waist	
26) Total height	
27) Foot size	
28) Breast height (women only)	
29) Breast Circumference (women only)	
30) Size measurement for the hand (drygloveuse only)	

With the signing of this confirm the measures taken by me and I'm aware that a custom-made drysuit will be packaged and which can not therefore be returned.

**Expressly waiving the right of withdrawal.**

**Signature**

## INSTRUCTIONS FOR MEASURE

### GENERAL INFO:

- All measures must not be taken alone, but with assistance from a second person, otherwise will be altered for poor posture due to the movements during self measurement
- All measures must be taken with a flexible measuring tape (tailor meter) because it favors the curves of the body
- The body must be kept relaxed and upright
- All measurements shall be taken in centimeters or specifically indicating the unit of measurement
- Measurements must be taken while wearing tight-fitting clothing
- As a further means of comparison it would be useful to send e-mail, photos front / back / profile, with arms perpendicular to the body with tight-fitting clothing.

### SPECIFICATIONS:

- N° 1 The measurement should be taken above the eyebrows to about half the face
- N° 2 The measurement should be taken in the central part of the neck
- N° 3 The measurement should be taken from the front ( line measure n ° 1 ) over the heads towards the insertion of the spine
- N° 4 The measurement should be taken from side to side between the two bony prominences of the shoulders
- N° 5 The measurement should be taken under the armpits with your arms at your sides in a relaxed position
- N° 6 The measurement should be taken at the narrowest part of the trunk (usually just above the navel)
- N° 7 The measurement should be taken at the level of the most prominent part of the buttocks
- N° 8 The measurement should be taken from the base of the neck to the recess of life ( measured line n°6 )
- N° 9 The measurement should be taken in a circular fashion around the body starting from the neck through the inside leg
- N°10 The measurement should be taken around the biceps keeping it relaxed
- N°11 The measurement should be taken around the elbow
- N°12 The measurement should be taken in the thickest part of the forearm (under the elbow)
- N°13 The measurement should be taken from the tip of the shoulder to the wrist bone externally keeping the arm along the body
- N°14 The measurement should be taken around the wrist
- N°15 The measurement should be taken from the spine to the base of the neck , passing over the shoulder along the outstretched arm to the wrist

- N°16 The measurement must be taken from the spine to the base of the neck, passing from the shoulder to reach the wrist with the arm perpendicular to the body
- N°17 The measurement should be taken around the thigh ( about 8 cm below the crotch area ) keeping the same resting on the ground and relaxed
- N°18 The measurement should be taken around the knee
- N°19 The measurement should be taken around the thickest part of the calf with leg resting on the ground and relaxed
- N°20 The measurement should be taken around the ankle
- N°21 The measurement should be taken from the groin perpendicular to the ground
- N°22 With straight legs, measure the length, along the leg, between the groin and the knee
- N°23 The measurement should be taken from the center of the knee to the ankle
- N°24 The measurement should be taken perpendicular from the waist ( measured line No. 6 ) to the ground
- N°25 The measurement should be taken from the neck to the waist in front ( line measure No. 6 . )
- N°26 The measurement should be taken perpendicular over his head upright and relaxed to the ground
- N°27 To measure the shoes refer to the table on the site
- N°28 Only for female suit, the measure must be taken from the neck up to the height of the nipple
- N°29 Only for female suit, the measurement should be taken with the arms resting at your sides in a relaxed position, the whole height of the nipples
- N°30 The measurement should be taken on the circumference of the hand below the knuckles

**For every doubt, don't hesitate to contact us with video call (Skype, Messenger, WhatsApp...)**

**Download the photo guide at the following on our web site**

**[www.dtekgroup.net](http://www.dtekgroup.net)**